

# SupaVent™

## Plastic, wind driven turbine ventilator with Stainless Steel bearings



RUNS ENERGY FREE

SupaVent is ideal for tiled roofs as it only needs one tile to be removed for installation. The light-weight, UV and temperature stable plastic head, with a 250mm opening and stainless steel bearings provide a good alternative to WindMaster and makes SupaVent ideal for homes close to salt spray.

### Heat Reduction

Heat builds up in your roof space in summer, at times reaching 70°C. Roof ventilation removes the heat replacing it with cooler ambient air. This helps your insulation work more effectively and reduces the load on your air conditioning.

### Air Quality

There's nothing like a breath of fresh air, but many homes aren't designed to allow fresh air to circulate easily. Edmonds roof and sub floor vents, ceiling grilles, and air transfer systems help to encourage fresh air into areas of your home where it's most beneficial.

Two Polyeave vents are recommended for each SupaVent for improved air flow



Edmonds® is a proud partner with Sensitive Choice®

### Features:

- High quality, light-weight ASA Polymer
- Removes heat in summer
- Reduces condensation in the cooler months
- Stainless steel ball bearings
- 15 year warranty

### Benefits:

- Designed to withstand Australia's harsh conditions
- Provides comfort in your home for your family
- Protects your roof from costly damage
- Suitable for coastal areas
- Peace of mind

# Specifications

TurboBeam	
Wind speed rating	205.2km/hr Performance level 1*
Size	250mm opening
Materials	ASA pastic turbine, aluminium Varipitch and flashing
Weight	2.0kg


Available Colours			
Paperbark	Surfmist	Pale Eucalypt	Cottage Green
Headland	Jasper	Manor Red	Brown
Shale Grey	Dune	Basalt	Woodland Grey
Deep Ocean	Ironstone	Monument	Night Sky

\*As per AS/NZS 4740:2000

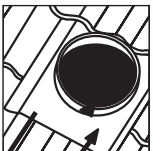
## Installation guidelines



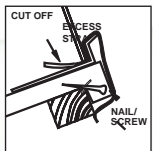
### Tiled roof



**Step 1.**  
Remove tile in the third row down from the ridge cap.




**Step 2.**  
Slip base flashing under the tile above, centre the hole over the opening in the roof and dress the base flashing into shape of the tiles. Cut sarking to give a 250mm square opening.



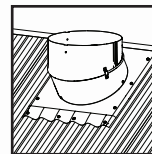
**Step 3.**  
Hook the fixing strap provided over the front of the base flashing upstand and nail to timber tile batten. This secures the front of the ventilator.



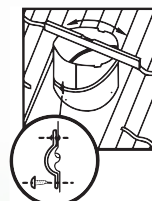
### Metal roof



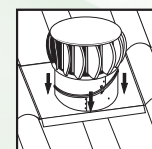
**Step 4.**  
Select position on roof close to ridge line. Place flashing with top edge slipped under ridge capping. Ensure flashing covers the corrugations equally, mark the hole using the flashing as a template and cut hole. Secure flashing to sheeting with self-tapping screws or rivets (not included).



**Step 5.**  
Adjust Varipitch to suit the roof pitch and attach to flashing using self-tapping screws provided.



**Step 6.**  
Secure the Varipitch clip with the self-tapping screws provided. Silicone all Varipitch seams from inside the Varipitch. Do not apply silicone to joint between base and Varipitch. This is a natural gutter to release any trapped condensation.



**Step 7.**  
Position SupaVent top on the Varipitch by slipping the 3 rotor arms into the slots provided. Fasten the 3 arms through the pre-drilled holes using the screws provided.

THEN FOLLOW STEPS 5 TO 7

Detailed warranties, technical data sheets and installation instructions available at [edmonds.com.au](http://edmonds.com.au)

For more information call 1300 858 674

CSR Edmonds  
Locked Bag 1345 North Ryde BC NSW 1670

Edmonds® is a registered trademark of CSR Building Products Limited ABN 55 008 631 356.

The COLORBOND® steel colour swatches and images shown in this brochure have been reproduced to represent actual product colours as accurately as possible. However, we recommend checking your chosen colour against an actual sample of the product before purchasing as varying light conditions and limitations of the printing process may affect colour tones. COLORBOND®, BlueScope®, and ® Colour names are registered trademarks of BlueScope Steel Limited.